

Desktop power supply

Features:

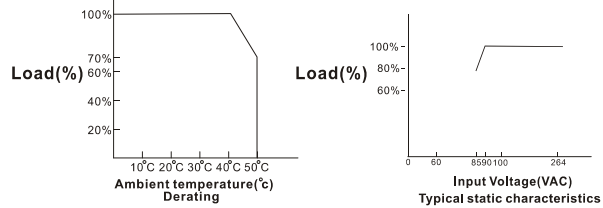
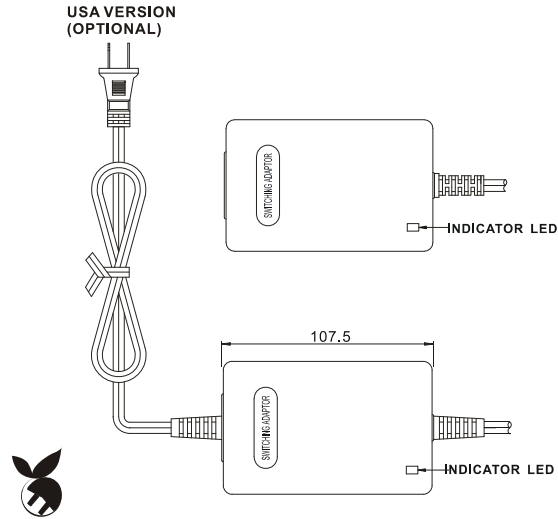
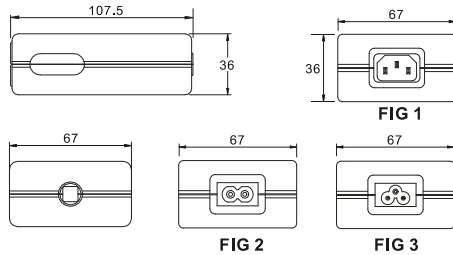

- Universal input voltage
- Single output
- Optional output connectors
- Short circuit protection
- Over voltage protection
- Over current protection
- No load power consumption<0.3W
- Meet CEC(2008)/EISA
- Meet ENERGY STAR V



SAFETY AGENCY APPROVALS:



Specifications:	GPSU40 series:
Input voltage	100~240VAC
Input frequency	50~60Hz (Limits:47~63Hz)
Input current	1A Max.
Safety ground leakage current	Class1:3.5mA/Class2:0.25mA Max. @240VAC/50Hz
Output voltage	See rating chart
Output current	See rating chart
Output power range	See rating chart
Ripple	See rating chart
Over voltage protection	Yes. Protected by Zener diode. Rated output voltage 110~140%
Over current protection	Yes. Hiccup mode; Auto-recovery. Rated output current>110%
Short circuit protection	Yes. Hiccup mode; Auto-recovery.
Temperature coefficient	All output±0.04%/°C maximum
Transient response	Maximum excursion of 4% or better on all models. Recovering to 1% of final value within 500uS after a 25% step load change
Operating temperature	0°C~+40°C . See derating curve
Storage temperature	-40°C~+85°C
Relative humidity	5% to 95% non-condensing
Derating	Derated from 100% at + 40°C linearly to 70% at 50°C
Avg. Efficiency	See rating chart
Setup up / Hold up / Rise time	Typical:1000ms/ 10ms/50ms at full load
Line regulation	±1% maximum for any input voltage change between input voltage range
Load regulation	Typical ±5% variations from minimum to maximum output current.
Insulation resistance	50Mohm minimum from input to output
Inrush current	60AMPS@115 VAC ; 80AMPS @ 230VAC at 25°C cold start
Withstand voltage	4242VDC from input to output
Mean time between failure	100,000 hours minimum at full load at 25°C ambient
EMI requirements	(A)CE:Emission:EN55022;EN61000-3-2,3/Immunity:IEC61000-4-2,3,4,5,6,11 (B)FCC 47 CFR Part 15 Subpart B .ICES-003 Issue 4 ANSI C63.4-2003 (C)VCCI:J55022(H14)V-3 / 06.04 and V-4/06.04
Safety requirements	(A)UL60950-1; CSA C22.2 (B) EN60950-1;IEC60950-1 (C) J60950
Warranty	1year



X=A=IEC-320-C14 (FIG1) or B=IEC-320-C8 (FIG2) or C=IEC-320-C6 (FIG3) or D=MAINS CORD INPUT

Model name	Output Voltage(VDC)	Output Current(A)	Max. Output Power (W)	Ripple(mV) Max.	Line Regulation (%)	Load Regulation (%)	Avg. EFF (%) 25,50,75,100% load	No load Power Consumption(W)	Measured at the output of
*GPSU40X-1	5~6	5.00~4.17	25	200	1	6	80.24	<0.3	5
*GPSU40X-1-1	6~8	5.00~3.75	30	200	1	6	83.49	<0.3	6
*GPSU40X-2	8~11	4.38~3.18	35	120	1	5	84.46	<0.3	9
GPSU40X-3	11~13	3.64~3.08	40	130	1	5	85.30	<0.3	12
GPSU40X-4	13~16	3.08~2.50	40	250	1	5	85.30	<0.3	15
GPSU40X-5	16~21	2.82~2.15	45	250	1	5	86.03	<0.3	19
GPSU40X-6	21~27	2.15~1.67	45	300	1	5	86.03	<0.3	24
GPSU40X-7	27~33	1.67~1.37	45	300	1	5	86.03	<0.3	30
GPSU40X-8	33~50	1.37~0.90	45	400	1	5	86.03	<0.3	48

Y: U1=3Pin American type AC power cord (with FG) Or U=2Pin American type AC power cord or E=European type AC power cord

Model name	Output Voltage(VDC)	Output Current(A)	Max. Output Power (W)	Ripple(mV) Max.	Line Regulation (%)	Load Regulation (%)	Avg. EFF (%) 25,50,75,100% load	No load Power Consumption(W)	Measured at the output of
*GPSU40D-1-Y	5~6	5.00~4.17	25	200	1	6	80.24	<0.3	5
*GPSU40D-1-1-Y	6~8	5.00~3.75	30	200	1	6	83.49	<0.3	6
*GPSU40D-2-Y	8~11	4.38~3.18	35	120	1	5	84.46	<0.3	9
GPSU40D-3-Y	11~13	3.64~3.08	40	130	1	5	85.30	<0.3	12
GPSU40D-4-Y	13~16	3.08~2.50	40	250	1	5	85.30	<0.3	15
GPSU40D-5-Y	16~21	2.82~2.15	45	250	1	5	86.03	<0.3	19
GPSU40D-6-Y	21~27	2.15~1.67	45	300	1	5	86.03	<0.3	24
GPSU40D-7-Y	27~33	1.67~1.37	45	300	1	5	86.03	<0.3	30
GPSU40D-8-Y	33~50	1.37~0.90	45	400	1	5	86.03	<0.3	48

*NO LPS SAFETY

Note: (1) Weight: Approx250~400g

(2) Optional output connectors (see page 75)

(3) ENERGY STAR V standard output cable

5~11V: SPT-2_16AWG_4FT

12~50V: SPT-1_18AWG_6FT