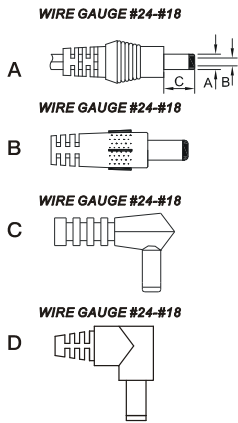


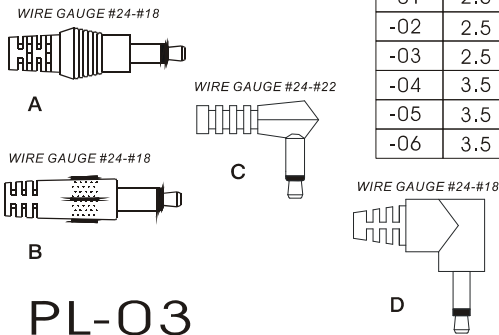
CONNECTOR (DC PLUG) LIST

PL-01



TYPE	A±0.1	B±0.1	C±0.5
-01	3.5	1.3	9.5
-02	3.5	1.3	11
-03	5.0	2.1	9.5
-04	5.0	2.1	11
-05	5.0	2.1	13.5
-06	5.0	2.5	9.5
-07	5.0	2.5	11
-08	5.0	2.5	13.5
-09	5.5	2.1	9.5
-10	5.5	2.1	11
-11	5.5	2.1	13.5
-12	5.5	2.5	9.5
-13	5.5	2.5	11
-14	5.5	2.5	13.5

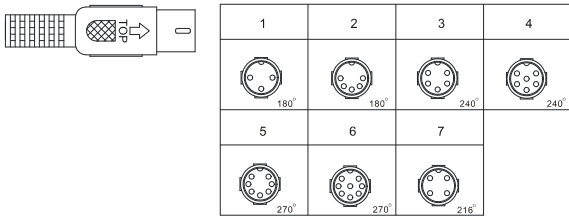
PL-02



TYPE	A	B±0.1
-01	2.5	11.5
-02	2.5	14.5
-03	2.5	15.5
-04	3.5	11.5
-05	3.5	14.5
-06	3.5	15.5

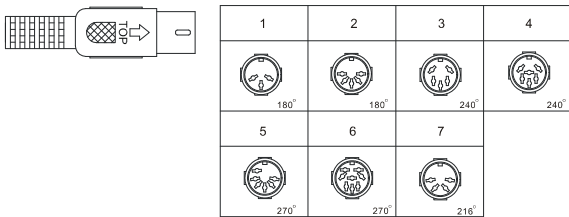
PL-03

MALE OUTPUT CABLE PLUG(PIN)

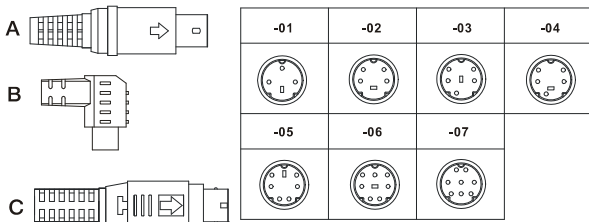


PL-04

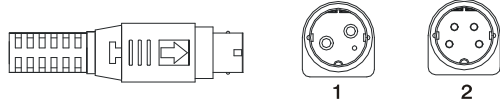
FEMALE OUTPUT CABLE PLUG(SOCKETS)



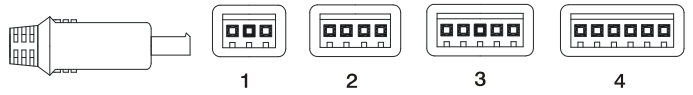
PL-05 MINI PIN DIN PLUG



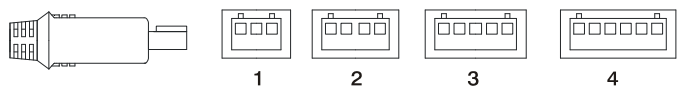
PL-06 ASSEMBLY LOCKED TYPE



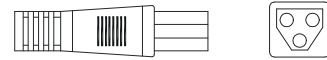
PL-07 MOLEX 3.96mm



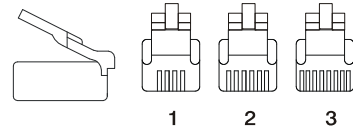
PL-08 MOLEX 2.54mm



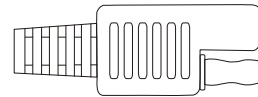
PL-09



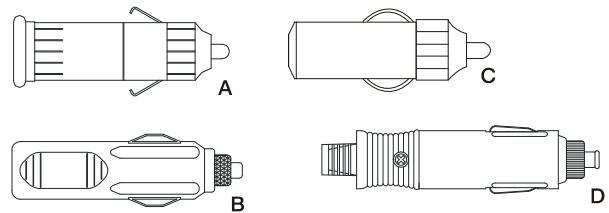
PL-10



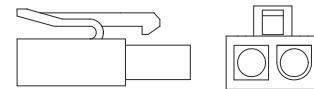
PL-11



PL-12



PL-13



PL-14

