


Features:

- Universal input voltage
- Low leakage current
- Over voltage protections
- Over load protections
- Short circuit
- Simple constant current (Option)
- Meet ENERGY STAR V for 5~48VDC
- One year limited warranty



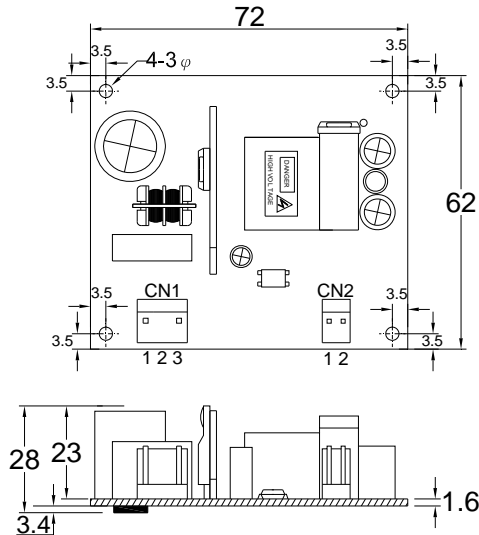
SAFETY AGENCY APPROVALS:



Application: General power

Specifications:	GPSO15 series:
Input voltage	100~240VAC
Input frequency	50~60Hz (Limits:47~63Hz)
Input current	0.5A Max.
Safety ground leakage current	0.25mA Max. @240VAC/50Hz
Output voltage	See rating chart
Output current	See rating chart
Output power range	See rating chart
Ripple	1% peak to peak maximum. See rating Chart
Over voltage protection	Yes, Protected by Zener diode
Over current protection	Yes. Auto-recovery Standard Series: Rated output current>110% for primary-referenced direct drive (Constant current series: Rated output current 80~200% for secondary-referenced direct drive)
Short circuit protection	Yes. Hiccup mode ; Auto- recovery
Temperature coefficient	All output±0.04%/°C maximum
Transient response	Maximum excursion of 4% or better on all models. Recovering to 1% of final value within 500uS after a 25% step load change
Operating temperature	0°C ~+40°C. See derating curve
Storage temperature	-40°C ~+85°C
Relative humidity	5% to 95% non-condensing
Derating	Derated from 100% at + 40°C linearly to 70% at 50°C
Avg. Efficiency	See rating chart
Setup up / Hold up / Rise time	Typical: 3000mS / 16mS / 50mS at full load.
Line regulation	±1% maximum for any input voltage change between input voltage range
Load regulation	Typical±5% variations from minimum to maximum output current. Or see rating chart
Insulation resistance	50Mohn minimum from input to output
Inrush current	20 AMPS@115 VAC ; 40AMPS @ 230VAC at 25°C cold start
Withstand voltage	4242VDC from input to output
Mean time between failure	100,000 hours minimum at full load at 25°C ambient
EMI requirements	CE
Safety requirements	Reference design: (A)UL60950-1;CSA C22.2 (B)EN60950-1 ; IEC60950-1
Warranty	1 years
Dimension(mm)	72x62x28
Weight(g)	70g

Mechanical Specification



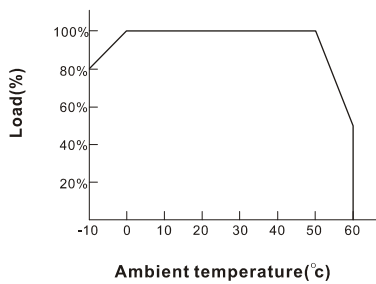
AC input connector (CN1): Molex5273 series or equivalent

Pin number	Assignment	Mating Housing	Terminal
1	AC-L	Molex5058 or equivalent	Molex2478 or equivalent
2	NC		
3	AC-N		

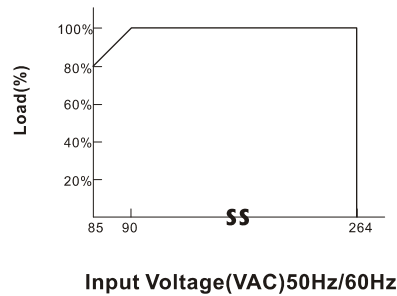
DC output connector (CN2): Molex5273 series or equivalent

Pin number	Assignment	Mating Housing	Terminal
1	-V	Molex5195 or equivalent	Molex5194 or equivalent
2	+V		

■ Output Derating



■ Static Characteristics



Model name	Output Voltage(VDC)	Output Current (A)	Max .Output Power (W)	Ripple(mV) Max.	Line Regulation (%)	Load Regulation (%)	Avg. EFF (%) 25,50,75,100% load
GPSO15-1	5~6	2.40~2.00	12	50	1	3	71
GPSO15-1-1	6~8	2.00~1.50	12	80	1	2	71
GPSO15-2	8~11	1.80~1.36	15	80	1	2	75
GPSO15-3	11~13	1.36~1.15	15	80	1	2	78
GPSO15-4	13~16	1.15~0.94	15	100	1	2	78
GPSO15-5	16~21	0.94~0.72	15	120	1	2	78
GPSO15-6	21~27	0.72~0.55	15	150	1	2	80
GPSO15-7	27~33	0.55~0.45	15	240	1	2	80
GPSO15-8	33~48	0.45~0.31	15	240	1	2	80