

Desktop power supply

Features:

- Active PFC
- Meet ENERGY STAR V
- CE compliance
- Over voltage protective installation
- Short circuit protective installation
- Over current protective installation
- Special thermal solution



**SAFETY AGENCY APPROVALS:**



Specifications:	GPSU130 series:
Input voltage	100~240VAC
Input frequency	50~60Hz (Limits: 47~63Hz)
Input current	2.5A Max.
Safety ground leakage current	3.5mA. @240VAC/50Hz
Output voltage	See rating chart
Output current	See rating chart
Output power range	See rating chart
Ripple	2% peak to peak maximum
Over voltage protection	Yes. Auto-recovery
Over current protection	Yes. Auto-recovery
Short circuit protection	Yes. Auto-recovery
Temperature coefficient	All output±0.04%/°C maximum
Transient response	Maximum excursion of 4% or better on all models. Recovering to 1% of final value within 500uS after a 25% step load change
Operating temperature	0°C~+40°C . See derating curve
Storage temperature	-40°C~+85°C
Relative humidity	5% to 95% non-condensing
Derating	Derated from 100% at + 40°C linearly to 70% at 50°C
Efficiency	87% Typical
Setup up / Hold up / Rise time	Typical:1000ms / 10ms / 50ms at full load
Line regulation	±1% maximum for any input voltage change between input voltage range
Load regulation	Typical ±5% variations from minimum to maximum output current.
Insulation resistance	50Mohm minimum from input to output
Inrush current	100AMPS @ 230VAC at 25°C cold start
Withstand voltage	2550VDC from input to output
Mean time between failure	100,000 hours minimum at full load at 25°C ambient
EMI requirements	(A)CE : Emission:EN55022; EN61000-3-2,3/ Immunity; IEC61000-4-2,3,4,5,6,11
Safety requirements	(A)UL60950-1 CSA C22.2 (B)EN60950-1; IEC60950-1
Warranty	1year

UNIT:mm

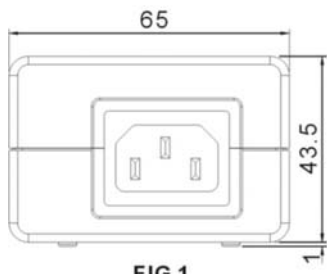


FIG 1

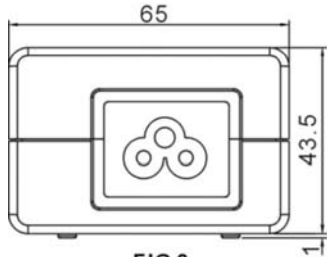
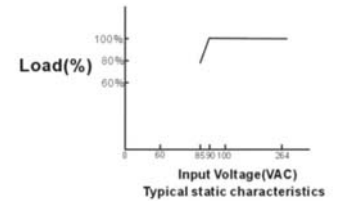
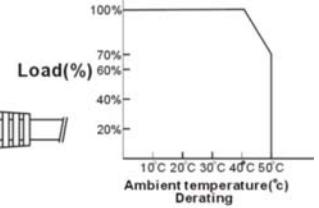
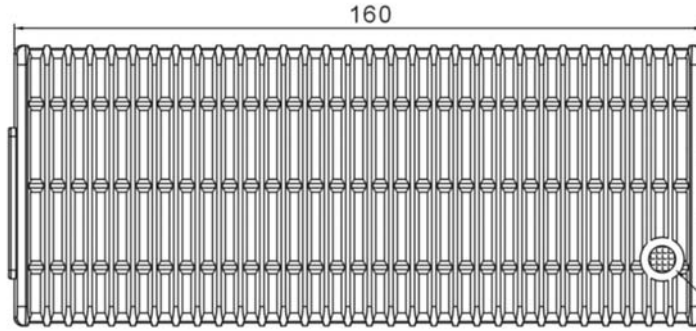


FIG 2



X=A=IEC-320-C14 (FIG1) or C=IEC-320-C6 (FIG2)

Model name	Output Voltage(VDC)	Output Current(A)	Max. Output Power (W)	Ripple(mV) Max.	Line Regulation (%)	Load Regulation (%)	Avg. EFF (%) 25,50,75,100% load	No load Power Consumption(W)
GPSU130X-4	12	10	120	340	±2	±5	87	<0.5
GPSU130X-4	12.5	9.6	120	340	±2	±5	87	<0.5
GPSU130X-4	13	9.61	125	340	±2	±5	87	<0.5
GPSU130X-4	13.5	8.88	120	340	±2	±5	87	<0.5
GPSU130X-4	14	8.92	125	340	±2	±5	87	<0.5
GPSU130X-4	14.5	8.27	120	340	±2	±5	87	<0.5
GPSU130X-4	15	8.33	125	340	±2	±5	87	<0.5
GPSU130X-4	15.5	8.12	126	340	±2	±5	87	<0.5
GPSU130X-4	16	8.12	130	340	±2	±5	87	<0.5
GPSU130X-4	16.5	7.57	125	340	±2	±5	87	<0.5
GPSU130X-4	17	7.58	129	340	±2	±5	87	<0.5

X=A=IEC-320-C14 (FIG1) or C=IEC-320-C6 (FIG2)

Model name	Output Voltage(VDC)	Output Current(A)	Max. Output Power (W)	Ripple (mV) Max.	Line Regulation (%)	Load Regulation (%)	Avg. EFF (%) 25,50,75,100% load	No load Power Consumption(W)
GPSU130X-6	18	7.5	135	480	±2	±5	87	<0.5
GPSU130X-6	18.5	7.51	139	480	±2	±5	87	<0.5
GPSU130X-6	19	7.52	143	480	±2	±5	87	<0.5
GPSU130X-6	19.5	7.07	138	480	±2	±5	87	<0.5
GPSU130X-6	20	7.1	142	480	±2	±5	87	<0.5
GPSU130X-6	20.5	6.87	141	480	±2	±5	87	<0.5
GPSU130X-6	21	6.9	145	480	±2	±5	87	<0.5
GPSU130X-6	21.5	6.79	146	480	±2	±5	87	<0.5
GPSU130X-6	22	6.81	150	480	±2	±5	87	<0.5
GPSU130X-6	22.5	6.48	146	480	±2	±5	87	<0.5
GPSU130X-6	23	6.52	150	480	±2	±5	87	<0.5
GPSU130X-6	23.5	6.25	147	480	±2	±5	87	<0.5
GPSU130X-6	24	6.25	150	480	±2	±5	87	<0.5

Note:

(1) Weight: Approx 620g

(2) Optional output connectors (see page 75)