

Plug-in power supply

Features:

- Universal input voltage
- No load power consumption<0.3W
- Meet ENERGY STAR V for 5~48VDC
- Single output
- Pass LPS
- Optional output connectors
- Short circuit protection
- High efficiency & reliability
- Outputs are available at request
- Compact package
- One year limited warranty



**SAFETY AGENCY APPROVALS:**



Specifications:	GPSU15 series:
Input voltage	100~240VAC
Input frequency	50~60Hz(Limits:47~63Hz)
Input current	0.5A Max.
Safety ground leakage current	0.25mA Max. @240VAC/50Hz
Output voltage	See rating chart
Output current	See rating chart
Output power range	See rating chart
Ripple	1% peak to peak maximum. See rating Chart
Over voltage protection	Yes, Protected by Zener diode
Over current protection	Yes. Auto-recovery Standard Series: Rated output current>110% for primary-referenced direct drive (Constant current series: Rated output current 80~200% for secondary-referenced direct drive)
Short circuit protection	Yes. Hiccup mode ; Auto-recovery
Temperature coefficient	All output±0.04%/°C maximum
Transient response	Maximum excursion of 4% or better on all models. Recovering to 1% of final value within 500uS after a 25% step load change
Operating temperature	0°C ~+40°C .See derating curve
Storage temperature	-40°C ~+85°C
Relative humidity	5% to 95% non-condensing
Derating	Derated from 100% at + 40°C linearly to 70% at 50°C
Avg. Efficiency	See rating chart
Setup up / Hold up / Rise time	Typical: 3000mS / 16mS / 50mS at full load.
Line regulation	±1% maximum for any input voltage change between input voltage range
Load regulation	Typical±5% variations from minimum to maximum output current. Or see rating chat
Insulation resistance	50Mohm. minimum from input to output
Inrush current	20 AMPS@115 VAC ; 40AMPS @ 230VAC at 25°C cold start
Withstand voltage	4242VDC from input to output
Mean time between failure	100,000 hours minimum at full load at 25°C ambient
EMI requirements	(A)CE:Emission:EN55022;EN61000-3-2,3/Immunity:IEC61000-4-2,3,4,5,6,11 (B)FCC 47 CFR Part 15 Subpart B .ICES-003 Issue 4 ANSI C63.4-2003
Safety requirements	(A)UL60950-1;CSA C22.2 (B)EN60950-1 ; IEC60950-1
Warranty	1year

UNIT:mm

FIG 1(UL)

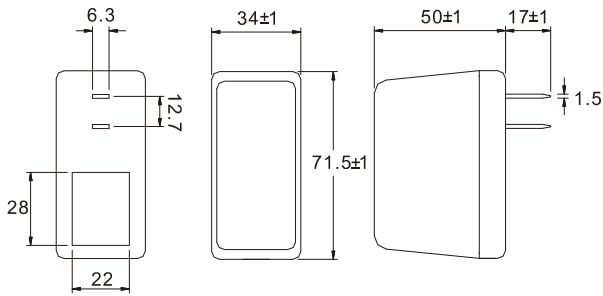


FIG 2(TUV)

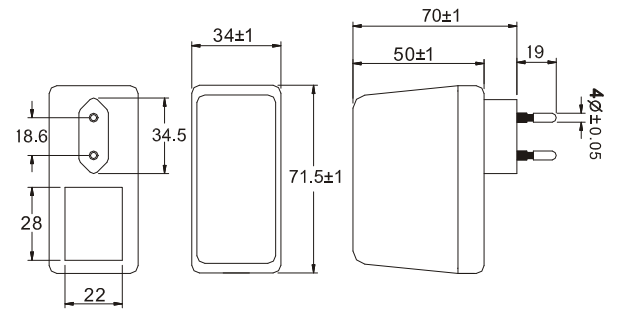


FIG 3(S)

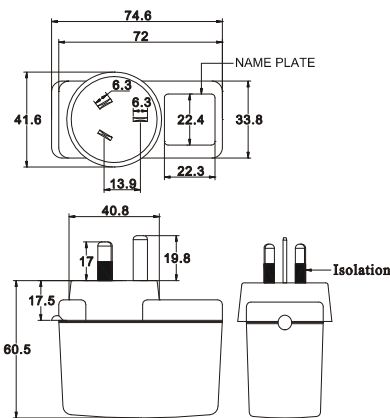


FIG 4(SA)

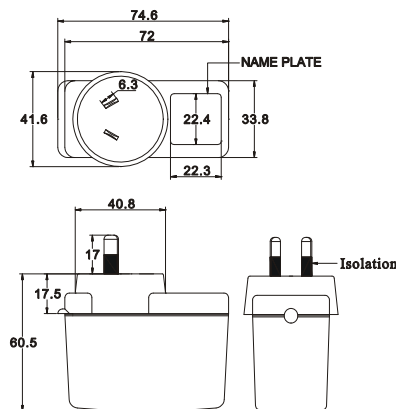
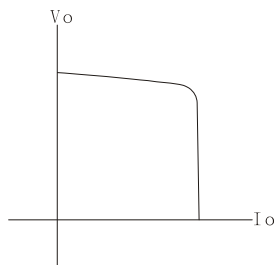
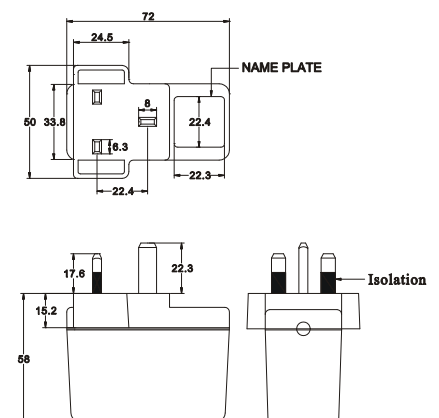
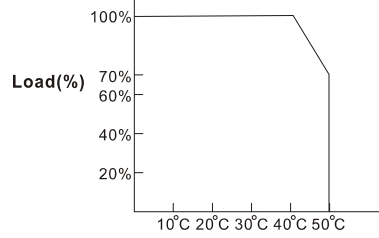


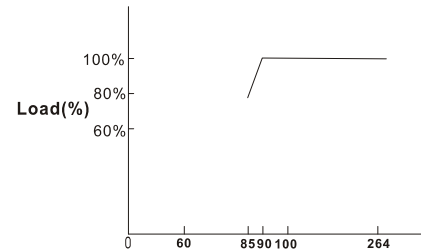
FIG 5(UK)



CONSTANT CURRENT CURVE



Ambient temperature(°C)  
Derating



Input Voltage(VAC)  
Typical static characteristics

X=U American type (FIG1) or E European type (FIG2) or S 3pin Australian type (FIG3) or SA 2pin Australian type (FIG4) or BS UK type (FIG5)

Model name	Output Voltage(VDC)	Output Current(A)	Max. Output Power (W)	Ripple(mV) Max.	Line Regulation (%)	Load Regulation (%)	Avg. EFF (%) 25,50,75,100% load	No load Power Consumption(W)	Measured at the output of
GPSU15X-0	3~5	2.4~1.44	7.2	50	±1	±6	55	<0.3	3.3
GPSU15X-1	5~6	2.4~2.00	12	50	±0.5	±5	74.78	<0.3	5
GPSU15X-1-1	6~8	2.00~1.50	12	80	±0.5	±5	78.3	<0.3	7.5
GPSU15X-2	8~11	1.80~1.36	15	80	±0.5	±5	79.7	<0.3	9
GPSU15X-3	11~13	1.36~1.15	15	80	±0.5	±3	79.7	<0.3	12
GPSU15X-4	13~16	1.15~0.94	15	100	±0.5	±3	79.7	<0.3	15
GPSU15X-5	16~21	0.94~0.72	15	120	±0.5	±3	79.7	<0.3	18
GPSU15X-6	21~27	0.72~0.55	15	150	±0.5	±2	80	<0.3	24
GPSU15X-7	27~33	0.55~0.45	15	240	±0.5	±2	80	<0.3	28
GPSU15X-8	33~48	0.45~0.31	15	240	±0.5	±2	81	<0.3	48

Note:

1. Weight: Approx 70~100g
2. Optional output connectors (see page 75)

