

PSU66 66W Desktop series

Desktop power supply

Features:

- Universal input voltage
- Optional input inlets
- Single output
- Optional output connectors
- Over voltage protection
- Over current protection
- High efficiency & reliability
- Compact package
- One year limited warranty

SAFETY AGENCY APPROVALS:



CE CB LPS



Specifications:	PSU66 series:
Input voltage	100~240VAC
Input frequency	50~60Hz (Limits:47-63VAC)
Input current	1.5A Max.
Safety ground leakage current	3.5mA Max. @240VAC/50Hz
Output voltage	See rating chart
Output current	See rating chart
Output power range	66 watts Max.
Ripple	1% peak to peak maximum
Over voltage protection	Provided on outputs set at 112~132% of its nominal output voltage
Over current protection	All outputs protected to short circuit conditions
Temperature coefficient	All output±0.04%/°C maximum
Transient response	Maximum excursion of 4% or better on all models. Recovering to 1% of final value within 500uS after a 25% step load change
Operating temperature	0°C~+30°C . See derating curve
Storage temperature	-40°C~+85°C
Relative humidity	5% to 95% non-condensing
Derating	Derated from 100% at + 30°C linearly to 70% at 50°C
Efficiency	See rating chart
Hold - up time	10msec minimum
Line regulation	±1% maximum for any input voltage change between input voltage range
Load regulation	±5% variations from minimum to maximum output current.
Insulation resistance	50Mohm minimum from input to output
Inrush current	15AMPS @ 115VAC or 30AMPS @ 230VAC at 25°C cold start
Withstand voltage	4242VDC from input to output
Mean time between failure	50,000 hours minimum at full load at 25°C ambient
EMI requirements	Meet CE standards
Safety requirements	Meets or exceeds :(A)UL60950-1(B) CSA C22.2 (C)TUV EN60950-1; IEC960
Warranty	1year

UNIT:mm

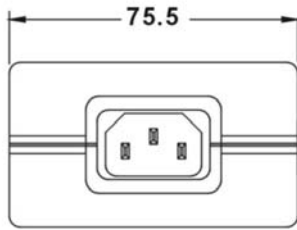


FIG1

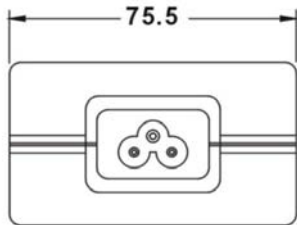
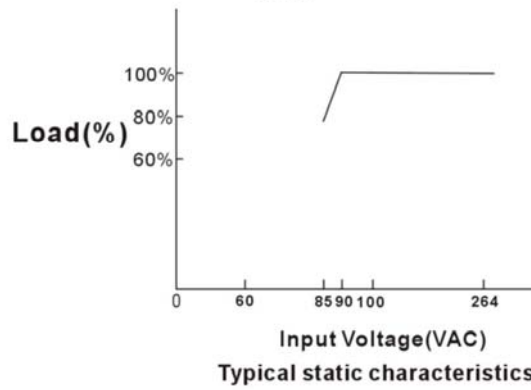
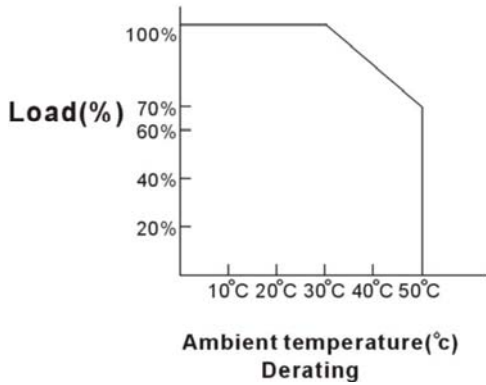
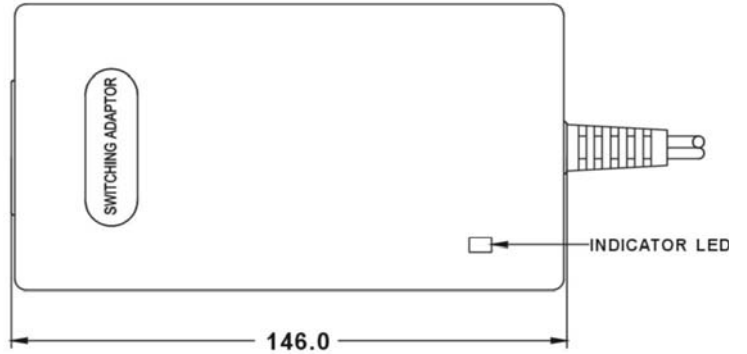



FIG2



X=A=IEC-320-C14 (FIG1) or C=IEC-320-C6 (FIG2)

Model name	Output Voltage(VDC)	Output Current(A)	Max. Output Power (W)	Ripple(mV) Max.	Line Regulation (%)	Load Regulation (%)	Avg. EFF (%) 25,50,75,100% load	No load Power Consumption(W)
*PSU60X-0	3~5	8.00~4.80	24	50	1	10	60	3.3
*PSU60X-1	5~6	8.50~7.50	42.5	50	1	8	63	5
*PSU60X-1-1	6~8	8.00~6.00	48	80	1	5	74	7.5
*PSU60X-2	8~11	6.25~5.00	50	80	1	5	74	9
*PSU60X-3	11~13	6.00~5.08	66	80	1	5	75	12
PSU60X-4	13~16	5.08~4.13	66	100	1	3	75	15
PSU60X-5	16~21	4.13~3.14	66	100	1	3	75	18
PSU60X-6	21~27	3.14~2.44	66	150	1	2	75	24
PSU60X-7	27~33	2.44~2.00	66	150	1	2	75	30
PSU60X-8	33~48	2.00~1.38	66	150	1	2	75	48

*NO LPS SAFETY

Note:

- (1) Weight: Approx300~350g
- (2) Optional output connectors (see page 75)